

REFUSED

subject to the
requirements of the
associated Decision
Notice



Outside



Inside

Door

Door Range:

Door Style:

External Colour:

Internal Colour:

Slab Edge Colour:

Door Glass:

Cottage

Cottage Large Rectangle

Chartwell Green

White

White Aluminium Edging Strip - Standard

Sandblasted

Technical / Measurements

Hinge Side:

Opening:

Overall width x height:

Door Width:

Door Height:

Top Box Drop:

Hinge Left

Open In

920mm x 2470mm

920mm

2050mm

420mm

Frame

Profile:

Frame Style:

External Frame Colour:

Internal Frame Colour:

Threshold:

Linear Sculptured

Standard Fan

Chartwell Green

White

FS15 Low Aluminium

Hardware & Furniture

Furniture Colour:

Handle:

Hinge:

Lock:

Cylinder:

Letterbox:

Letterbox Cowl:

Weatherbar:

Black

Lever/Lever Black

SFS White

Kubu Equipped Multi-point (as standard)

Standard Satin Chrome Cylinder

Letterplate Black (Mid - Centre)

No

Chartwell Green

Side Panels / Top Box

Top Glass:

Clear Toughened

Other

Door Reference:

MKM-Pete



WINDOW
Supply Company

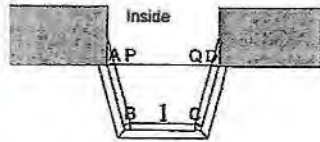
20-21
Houst
Living
EH54
Email: sales@
Tel: 01506
Fax: 01506

MKM Building Supplies Galashiels 7 Dale Street Netherdale Industrial Estate Galashiels Galashiels TD1 3EY Tel:01896 800 235	Quc R Pri Repre W
ALL PRODUCTS VIEWED FROM OUTSIDE	

Scottish Borders Council
Town And Country
Planning (Scotland) Act
1997

REFUSED

subject to the
requirements of the
associated Decision
Notice

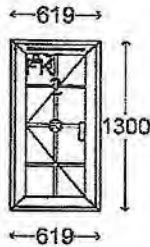


Specification

Cill	LSL150 150mm Cill
Drainage	Concealed/Base
Add-on (Left jamb)	No add-on
Add-on (Right jamb)	No add-on
Colour	White
Cill colour	White
Reinforcing rule	Bay Reinforcing Rules

No:	Qty:	Linair Sculpt Bay Layout
-----	------	--------------------------

O/A Sizes 619mm x 1300mm (3)



Specification

Frame (Head)	LSW011 57mm Sculpt Frame
Frame (Cill)	LSW011 57mm Sculpt Frame
Mock sash horn	No mock sash horn
Drainage	Concealed/Base
Add-on (Head)	No add-on
Add-on (Cill)	No add-on
Add-on (Left jamb)	No add-on
Add-on (Right jamb)	No add-on
Ventilator (Sash)	4000 Night Vent
Colour	White
Sash colour	White
Handle	Chrome Casement Handle
Friction stay	Egress Easy Clean Stays
Open in/out	Open out
Reinforcing rule	Bay Reinforcing Rules
Product WER Rating	Casement A

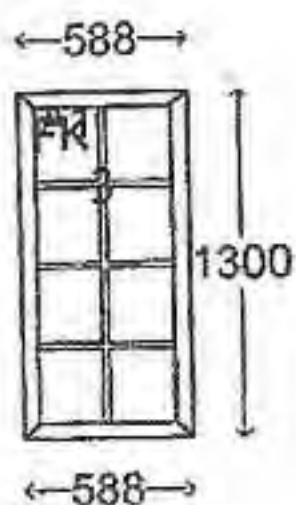


Glazing Details & Apertures

4-20-4 Clear/Low E : 20mm Thermal Spacer 4207 Plant On Bar Back to
Back Spacer White Std Join Argon Gas Filled *** Edit this new ex

No: 1	Qty: 1	Linair Sculpt Casement	Bay 1 of 3
-------	--------	------------------------	------------

O/A Sizes 588mm x 1300mm (Style 1)



Specification

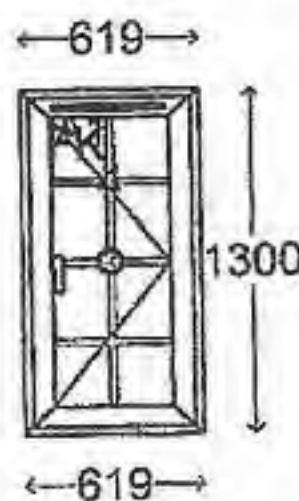
Frame (Head)	LSW011 57mm Sculpt Frame
Frame (Cill)	LSW011 57mm Sculpt Frame
Drainage	Concealed/Base
Add-on (Head)	No add-on
Add-on (Cill)	No add-on
Add-on (Left jamb)	No add-on
Add-on (Right jamb)	No add-on
Colour	White
Reinforcing rule	Bay Reinforcing Rules
Product WER Rating	N/A

Glazing Details & Apertures

4-20-4 Clear/Low E : 20mm Thermal Spacer 4207 Plant On Bar Back to Back Spacer White Std Join Argon Gas Filled *** Edit this new ex

No: 2	Qty: 1	Linair Sculpt Casement	Bay 2 of 3
--------------	---------------	-------------------------------	-------------------

O/A Sizes 619mm x 1300mm (3)



Specification

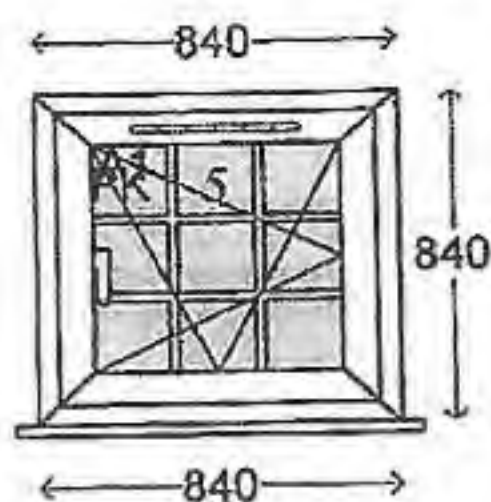
Frame (Head)	LSW011 57mm Sculpt Frame
Frame (Cill)	LSW011 57mm Sculpt Frame
Mock sash horn	No mock sash horn
Drainage	Concealed/Base
Add-on (Head)	No add-on
Add-on (Cill)	No add-on
Add-on (Left jamb)	No add-on
Add-on (Right jamb)	No add-on
Ventilator (Sash)	4000 Night Vent
Colour	White
Sash colour	White
Handle	Chrome Casement Handle
Friction stay	Egress Easy Clean Stays
Open in/out	Open out
Reinforcing rule	Bay Reinforcing Rules
Product WER Rating	Casement A

Glazing Details & Apertures

4-20-4 Clear/Low E : 20mm Thermal Spacer 4207 Plant On Bar Back to Back Spacer White Std Join Argon Gas Filled *** Edit this new ex

No: 3	Qty: 1	Linair Sculpt Casement	Bay 3 of 3
--------------	---------------	-------------------------------	-------------------

O/A Sizes 840mm x 870mm (2)



Specification

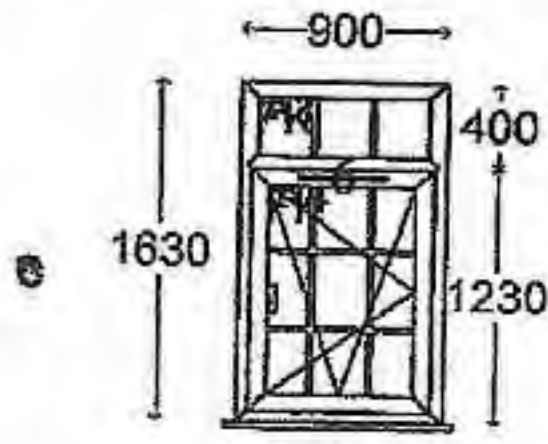
Frame (Head)	LSW016 77mm Sculpt Large F
Frame (Cill)	LSW016 77mm Sculpt Large F
Cill	LSL150 150mm Cill
Drainage	Concealed/Base
Add-on (Head)	No add-on
Add-on (Cill)	No add-on
Add-on (Left jamb)	No add-on
Add-on (Right jamb)	No add-on
Ventilator (Sash)	4000 Night Vent
Colour	White
Sash colour	White
Handle	Chrome T&T Handle
Gearing	Concealed T&T Gearing
Open in/out	Open In
Product WER Rating	Tilt & Turn B

Glazing Details & Apertures

4-20-4 Obs/Low E : 20mm Thermal Spacer Satin 4207 Plant On Bar Back to Back Spacer White Std Join Argon Gas Filled *** Edit this new ex

No: 4	Qty: 1	Linair Sculpt Tilt & Turn	
--------------	---------------	--------------------------------------	--

O/A Sizes 900mm x 1660mm (6)



**Too wide for side hung
Priced as Tilt+Turn**

Specification

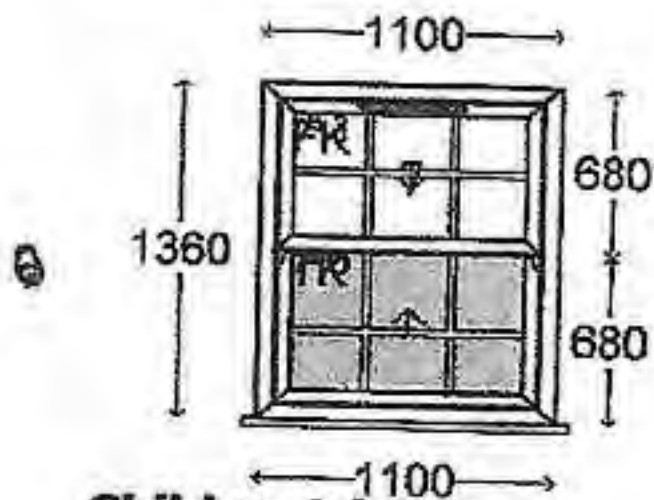
Frame (Head)	LSW016 77mm Sculpt Large F
Frame (Cill)	LSW016 77mm Sculpt Large F
Transom	LSW026/027 87mm T/Z Sect
Cill	LSL150 150mm Cill
Drainage	Concealed/Base
Add-on (Head)	No add-on
Add-on (Cill)	No add-on
Add-on (Left jamb)	No add-on
Add-on (Right jamb)	No add-on
Ventilator (Sash)	4000 Night Vent
Colour	White
Sash colour	White
Product WER Rating	Tilt & Turn B
Handle	Chrome T&T Handle
Gearing	Concealed TBT Gearing
Open in/out	Open In

Glazing Details & Apertures

4-20-4 Clear/Low E : 20mm Thermal Spacer 4207 Plant On Bar Back to Back Spacer White Std Join Argon Gas Filled *** Edit this new ex

No: 5 Qty: 1 Liniar Sculpt Tilt & Turn

O/A Sizes 1100mm x 1390mm (Verti



**Child restrictors
Run through sash horns**

Specification

Frame (Head)	VS Frame
Frame (Cill)	VS Frame
Mock sash horn	With mock sash horn
Cill	150mm Cill
Add-on (Head)	No add-on
Add-on (Cill)	No add-on
Add-on (Left jamb)	No add-on
Add-on (Right jamb)	No add-on
Ventilator (Sash)	4000 Night Vent
Colour	White
Sash colour	White
Cill colour	White
Open in/out	Double acting

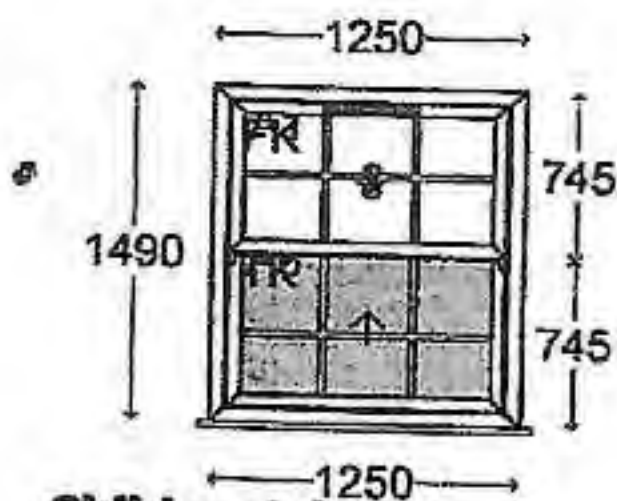
Glazing Details & Apertures

4-20-4 Clear Tuff/Low E Tuff : 20mm Thermal Spacer 4207 Plant On Bar Back to Back Spacer White Std Join Argon Gas Filled *** Edit this new ex

4-20-4 Clear/Low E : 20mm Thermal Spacer 4207 Plant On Bar Back to Back Spacer White Std Join Argon Gas Filled *** Edit this new ex

No: 6 Qty: 1 Vertical Slider - Synseal

O/A Sizes 1250mm x 1520mm (Verti



**Child restrictors
Run through sash horns**

Specification

Frame (Head)	VS Frame
Frame (Cill)	VS Frame
Mock sash horn	With mock sash horn
Cill	150mm Cill
Add-on (Head)	No add-on
Add-on (Cill)	No add-on
Add-on (Left jamb)	No add-on
Add-on (Right jamb)	No add-on
Ventilator (Sash)	4000 Night Vent
Colour	White
Sash colour	White
Cill colour	White
Open in/out	Double acting

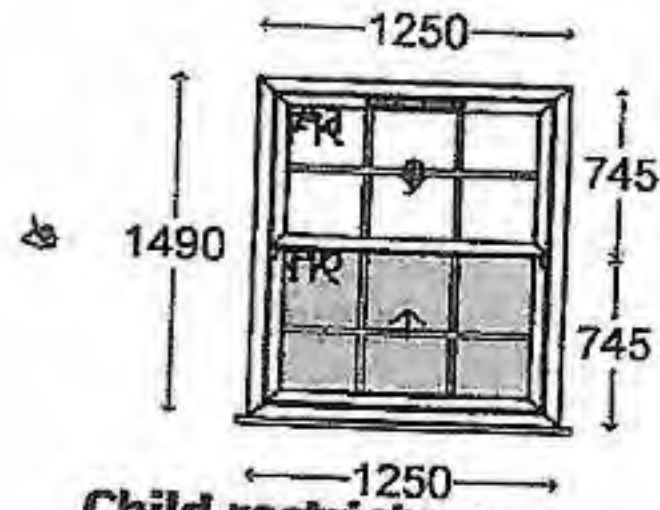
Glazing Details & Apertures

4-20-4 Clear Tuff/Low E Tuff : 20mm Thermal Spacer 4207 Plant On Bar Back to Back Spacer White Std Join Argon Gas Filled *** Edit this new ex

4-20-4 Clear/Low E : 20mm Thermal Spacer 4207 Plant On Bar Back to Back Spacer White Std Join Argon Gas Filled *** Edit this new ex

No: 7 Qty: 1 Vertical Slider - Synseal

O/A Sizes 1250mm x 1520mm (Verti



Specification

Frame (Head)	VS Frame
Frame (Cill)	VS Frame
Mock sash horn	With mock sash horn
Cill	150mm Cill
Add-on (Head)	No add-on
Add-on (Cill)	No add-on
Add-on (Left jamb)	No add-on
Add-on (Right jamb)	No add-on
Ventilator (Sash)	4000 Night Vent
Colour	White
Sash colour	White
Cill colour	White
Open In/out	Double acting

Child restrictors
Run through sash horns

Glazing Details & Apertures

4-20-4 Clear Tuff/Low E Tuff : 20mm Thermal Spacer 4207 Plant On Bar
Back to Back Spacer White Std Join Argon Gas Filled *** Edit
this new ex

4-20-4 Clear/Low E : 20mm Thermal Spacer 4207 Plant On Bar Back to
Back Spacer White Std Join Argon Gas Filled *** Edit this new ex

No: 8 Qty: 1 Vertical Slider - Synseal

sh horn

ght Vent

acting

bar
it

ck to
w ex

ne
ne
ock sash horn
i Cill
-on
-on
-on
-on
ght Vent

acting

ar
t

ck to
w ex

** We offer a kerb side delivery service which is a one man delivery, therefore, assistance ma
unloading of large or heavier items **

Before signing the below please check all details on this quotation are as requested,
Window Supply Company will not accept liability for any errors or omissions.
All goods are subject to Window Supply Company terms and conditions which are
available upon request.
Please note this quotation is valid for 30 days from date of issue

Print : _____

Signature : _____

Date: _____



LAND REGISTER
OF SCOTLAND

Officer's ID / Date

9995
21/4/2011

TITLE NUMBER

ROX9398



ORDNANCE SURVEY
NATIONAL GRID REFERENCE

22/00396/FUL
28/06/2022

Survey Scale

1/2500

NT7624 NT7724 NT7625 NT7725

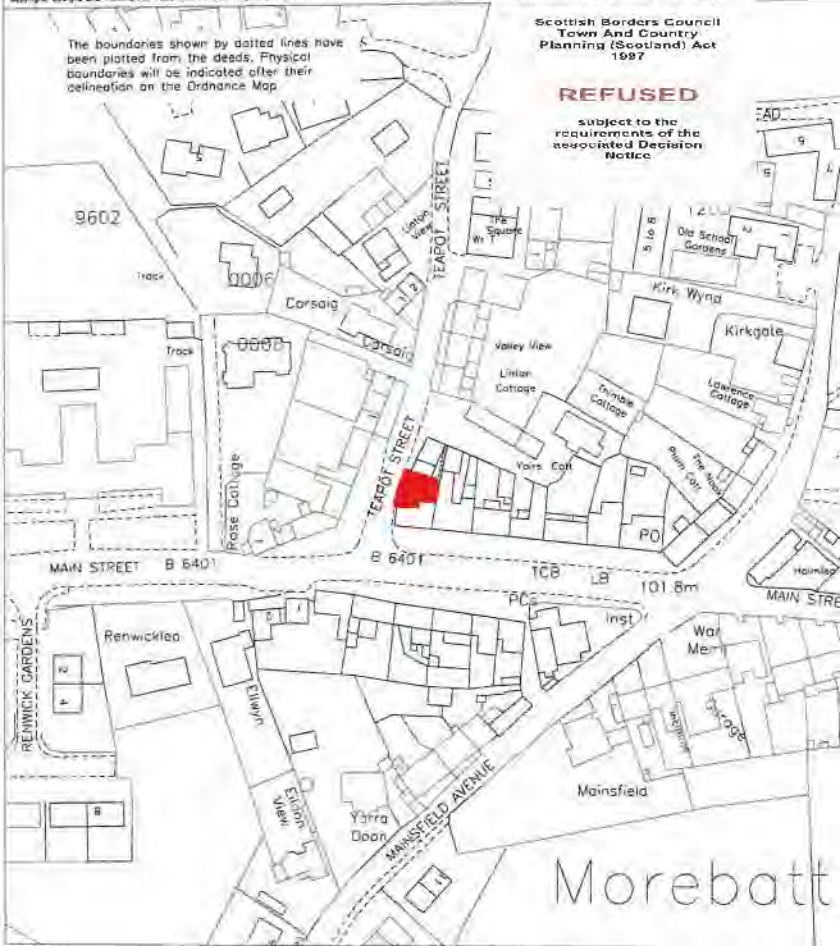
CROWN COPYRIGHT © - This copy has been produced from the ROS Digital Mapping System on 23/04/2011 and was made with the authority of Ordnance Survey pursuant to Section 47 of the Copyright, Designs and Patents Act 1988. Unless that act provides a relevant exception to copyright, this copy must not be copied without the prior permission of the copyright owner.

The boundaries shown by dotted lines have been plotted from the deeds. Physical boundaries will be indicated after their delineation on the Ordnance Map.

Scottish Borders Council
Town And Country
Planning (Scotland) Act
1997

REFUSED

subject to the
requirements of the
associated Decision
Notice



Morebatt

Scottish Borders Council
Town And Country
Planning (Scotland) Act
1997

REFUSED

subject to the
requirements of the
associated Decision
Notice

22/00396/FUL
28/06/2022

Scottish Borders Council
Town And Country
Planning (Scotland) Act
1997

REFUSED

subject to the
requirements of the
associated Decision
Notice

22/00396/FUL

28/06/2022

Scottish Borders Council
Town And Country
Planning (Scotland) Act
1997

REFUSED

subject to the
requirements of the
associated Decision
Notice

22/00396/FUL

28/06/2022

Scottish Borders Council
Town And Country
Planning (Scotland) Act
1997

REFUSED

subject to the
requirements of the
associated Decision
Notice

22/00396/FUL

28/06/2022



22/00396/FUL

28/06/2022

Scottish Borders Council
Town And Country
Planning (Scotland) Act
1997

REFUSED

subject to the
requirements of the
associated Decision
Notice

